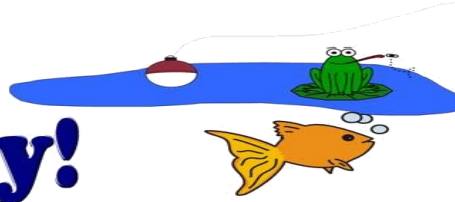




Judith Basin County
4-H News
 June 2020



Happy Father's Day!



4-H ACTIVITY UPDATE

Howdy, and Happy ALMOST SUMMER!

The most exciting thing so far this month, is we're now in Phase 2. We've been working hard to work on our fair plan, and have a draft being reviewed by the Central MT Health District. It looks like if we're in Phase 2 or 3, we should be able to pull our fair together with minimal modifications. If we end up back in Phase 1 we'll have to make a few more adjustments, but we will be able to hold the event. Please continue to follow the CDC and State of MT guidelines, and don't put those record books off 'til the last minute! If you have any questions, concerns, or just want to visit, please call.

Have a great June!
 Katie

Fair Entry is OPEN!!

Please get your 2020 Judith Basin County Fair entries done by **July 1st!**

Go to www.fairentry.com and search Judith Basin County Fair, and use the **GREEN 4HOnline** Button to sign in.

Judith Basin County Fair



Photo by Blaze Becker

Aug. 4-8, 2020
 Stanford, MT

Congrats to Cover Contest Winner Blaze Becker!

For his efforts he will receive a \$40 Gift Card to North 40 in Great Falls.

Dates to Remember:

Club Meetings:

Geyser Lucky Clovers

Stanford Scramblers

June 5th

Utica Sapphires

June 1st

Other Dates:

June 15, 2020

State Ambassador Officer Team Applications due

June 19-21, 2020

Western Ranch fitting clinic & jackpot

June 21, 2020

Fathers' Day

June 27, 2020

406 Showdown ~ Billings, MT

July 1, 2020

JB County Fair Entries Due



Like "MSU Judith Basin Extension"

Katie Hatlelid
 MSU Extension
 Judith Basin County
 PO Box 427
 Stanford, MT 59479

(406) 566-2277 ext. 104
judithbasin@montana.edu

www.judithbasin.msuextension.org

STATE AMBASSADOR OFFICE

The Montana 4-H State Ambassador program provides opportunities for youth to represent 4-H through leadership and service at the state level. State Ambassadors Officers are a select team of Montana 4-H Ambassadors that have demonstrated leadership in their county 4-H programs, and who are interested in developing and refining skills to teach other 4-H youth about leadership, promotion and service.

Applications are due postmarked to the 4-H Center by **June 15, 2020**. The ambassador officer selection process takes place during pre-congress events.

MONTANA 4-H CONGRESS

4-H Congress is going virtual! With the new standard we are living by these days there have been many changes. One of these changes involves Montana 4-H Congress. Virtual events and activities will take place during the regularly scheduled congress week, **July 6-10, 2020**. Information about the event will be distributed in the following ways. We will be sending updates regarding officer selection, contests, workshops and other activities as plans are made.

MAKE IT WITH WOOL CONTEST

Leave time for the Montana Make It With Wool contests this fall. Check out the flyer in this newsletter!

406 SHOWDOWN JACKPOT

The Jackpot has been changed to **June 27, 2020**. It will take place at the SuperBarn at the Yellowstone County Fairgrounds in Billings, MT. This event is open to all 4-H and FFA members. Pig weigh in will be between 6:00 & 8:00 am. The Show starts at 9:00 am. Entries must be post marked by **June 17, 2020**. For more information contact the JB County Extension office or You can also visit the 406 Showdown Facebook page at:

<https://www.facebook.com/406showdown/>

Western Ranch Spectacular

This fitting clinic and jackpot will be held June 19th—21st. To register, go to <https://westernranchsupply.com/spectacular-fitting-camp-jackpot-info/> and follow the instructions. See the flyer below.

Schedule CHANGE
JUNE 19TH - 21ST, 2020

FRIDAY SET UP

- NOON SET UP STALLS AND TACK
- NOON - 3 PM WEIGH IN ALL ANIMALS
- 6 PM DINNER AT WESTEND WESTERN RANCH SUPPLY STORE

Saturday CLINIC

- 8 AM CLINIC STARTS
- NOON BREAK FOR LUNCH ON YOUR OWN
- 1 PM RESUME CLINIC
- 5 PM END CLINIC
- 7 PM STEER SHOW

Sunday SHOW

- 8 AM SHOW STARTS (MARKET FOLLOWED BY SHOWMANSHIP)
- PIGS
- SHEEP
- GOATS

WESTERN RANCH SPECTACULAR
FITTING CAMP & JACKPOT SHOW

Tithe Sponsors

- SHOWTEC
- WEAVER LEATHER LIVESTOCK

ENTRIES ONLINE

Family Entry

Important Reminders

- Your fair probably has dates when entry is accepted into the fair. Be sure to complete your entry (including the final “Submit” step) prior to the cut-off date.
- Recommended browsers: Google Chrome or Mozilla Firefox. Older versions of Internet Explorer may cause unexpected results.
- Register all entries for each exhibitor in the family before proceeding to the Payment section.
- Be sure to click the “Submit” button when you have completed your entries. Entries are not final until they have been submitted.
- Check your email inbox for a confirmation email with a list of your entries and any related fees.
- You will receive a second email when your entries have been approved by your fair.

Steps

1. Go to <http://www.fairentry.com> and click “Find Your Fair”.



2. Filter by your state, click Search, and then click on the correct fair.

Search by Keyword – Judith Basin

3. Sign in with 4HOnline

You have a 4HOnline log in, click on the green button and enter it here.



<p>4. Click "Register an Exhibitor"</p>	
<p>Exhibitor Information</p> <p>5. Click on Individual</p>	
<p>6. Choose the member you wish to register</p>	
<p>7. Answer the Food Booth Schedule & Setup questions and continue</p>	
<p>8. Review your exhibitor information. If any information is incorrectly, click the green Edit button in the appropriate group to change it. When all information is correct, click Continue to Entries.</p>	



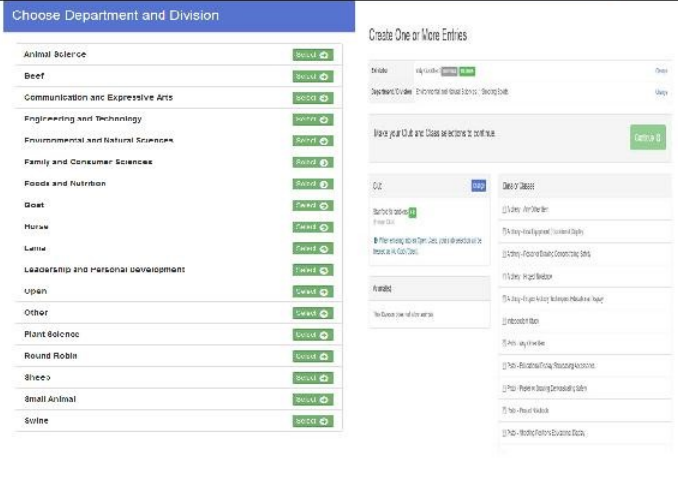
Creating Entries

Each exhibitor can have multiple entries. One entry must be made for each item, animal, class, etc. For example, if an exhibitor is bringing 2 photographs, two entries into the photography class must be created. If an exhibitor is showing one horse in 5 events, five class entries must be created. Once all entries have been created for the first exhibitor, you have the choice of creating another exhibitor in this family (and entries) or proceeding to check-out (submitting the entries, whether or not fees are charged).

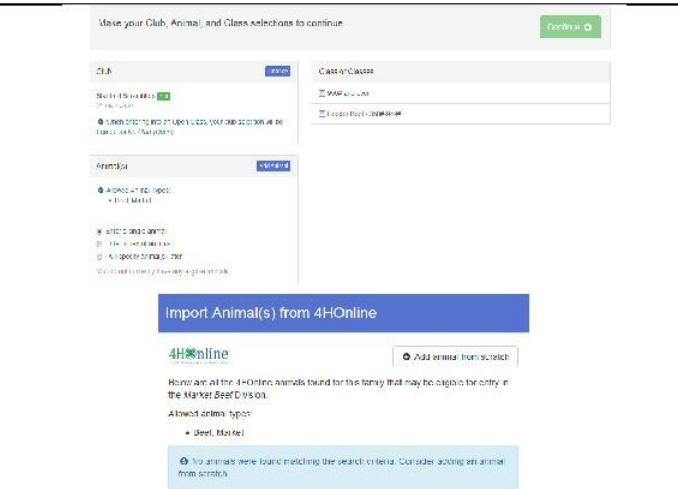
1. Click Add an Entry beside the correct exhibitor.



2. Click Select beside the first department you wish to enter. Any departments that are not available for entry will be noted as "Not Available" with a short explanation.
3. After you select a department, you will see a list of divisions to select from, and then a list of available classes. *Also notice that there are blue "Change" links in case you mistakenly select an incorrect department, division, or class.*
4. *You may check multiple classes in a Division at the same time!*



5. If this is an **animal class entry**, you will be required to specify which animal will be exhibited in this class. You will see the option to "Add animal".
6. "Add animal from Scratch". Fill in all of the fields with information about the animal you intend to exhibit. Click Create and Add Animal when finished.
7. If the animal information was entered incorrectly, you have the option to either Remove From Entry (creating a new animal) or Edit Animal Details. When it's correct, click Continue.



8. The Review screen allows you to double check this entry for accuracy, and make any changes necessary. When the information is correct, click Continue and that class entry is complete.

9. When each class entry is complete, you have 3 choices for what to do next:

- If all class entries have been completed for one exhibitor, you can **Register another Exhibitor** in this family.
- If this exhibitor has more class entries to make, you can **Add another Entry for this Exhibitor**.
- If all entries for all exhibitors in the family have been completed, **Continue to Payment** to finalize and submit your entries.

10. Review your entries for completeness and accuracy. Notice the Summary and Detail buttons at the top of the list on the right. If there are errors, click on the green Entries section at the top of the page. Click Continue when all information is correct.



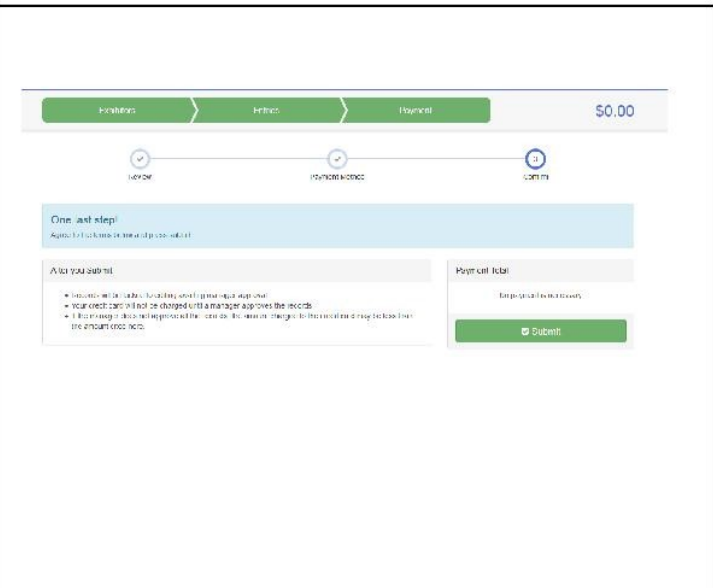
11. There is no payment due, so click Continue



12. Read the information in the “After you Submit” section. You may also have to check a box to “Agree to Terms”. Click Submit to finalize the entries for the exhibitors in this family.

13. **After you click Submit, no changes are possible to these entries.**

14. **Enter all exhibitors before you click Submit.**




Be a Winner with Wool Enter the 2020 Contest



Current National Winners



Junior Winner
Madeline Douglas
Indiana



Adult Winner
Meighan Stevens, Ohio



Senior Winner
Charlotte Waldron
Ohio

Montana *MAKE IT WITH WOOL*

District Contests held October and November, 2020

State Contest -- December 4-5, 2020 ♦ Billings, Montana

AMANDA POWELL, DIRECTOR

4187 Old Post Road Havre MT 59501 Email: aspowell11@hotmail.com

Or visit: [Montana Make It With Wool Facebook page](#) and / or the Montana Woolgrowers Association website at mtnsheep.org/make-it-with-wool/ for details

MIWW NATIONAL FINALS

January 28-30, 2021

Sheraton Downtown Hotel, Denver, CO



NATIONAL MAKE IT WITH WOOL


LYNDA JOHNSON, DIRECTOR

P.O. Box 215 • Encampment, WY 82325

Email: lyndajane13@aol.com • Website: www.makeitwithwool.com

June 2020



Sunday	Monday	Tuesday	Wednesday	Thursday	Friday	Saturday
31	1	2	3	4	5	6
	CMF Online Fair Entry Deadline Phase 2 Reopening begins					
7	8	9	10	11	12	13
14	15	16	17	18	19	20
	State Ambassador Officer Team Appl due				WRS fitting camp & jackpot	WRS fitting camp & jackpot
21	22	23	24	25	26	27
Fathers' Day 						406 Showdown Billings, MT
28	29	30	1	2	3	4
			JB County Fair Online Entry Deadline			
5	6	Notes				

IMPORTANT INFORMATION INSIDE!!

Stanford, MT 59479
P.O. Box 427
Courthouse

MSU EXTENSION JUDITH BASIN COUNTY



4-H: The Youth Development Program of MSU Extension

The MSU Extension Service is an ADA/EO/AA/Veteran's Preference Employer and Provider of Educational Outreach.