

This book is adapted from the Adopt the Tree Activity in the Project Learning Tree guide. Find a tree near your home or school and complete this book. Visit your tree several times a year to learn what is happening to your tree. Notice what animals are visiting your tree.

Notice the leaves and branches and what is happening during the seasons. And most of all, love and take good care of your tree.

Have Fun!

Created by:
Cindy Peterson, Retired Forest Stewardship
Coordinator/PLT State
Coordinator

MSU Extension Forestry
W.A. Franke College and Conversation
32 Campus Drive
Missoula, MT 59812

Updated September 2025

Adopt a Tree

This book belongs to



Montana

Project Learning Tree



I adopt this tree

Name of tree

Year adopted


Season

(winter, spring, summer, fall)

My name


Thanks for all you do for us!

(Draw pictures of things trees do for us)



Parts of my tree


(draw a line to the leaves, bark and roots)



leaves

bark

roots



My tree's name is


_____.

Write a name for your tree and draw a picture of
yourself with your tree.

How big is my tree?

(Measure around the tree with your hands)

My tree is _____ hands around!



Many animals like my tree

(draw one or two)

Animals use my tree

(these animals might use your tree)



bird



squirrel



bug



child

"What do I need to stay alive?"
asks our tree?



sun



soil



water



Which season is your
favorite? (Mark one)

_____winter



_____summer



_____spring



_____fall

